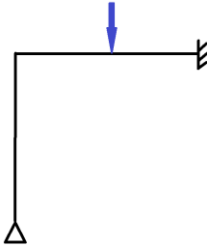
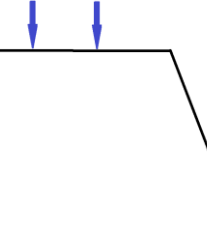
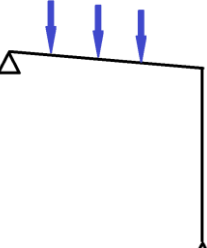

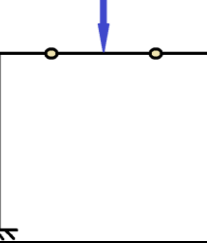
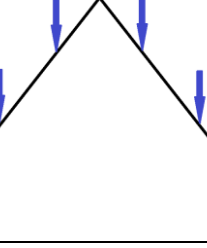
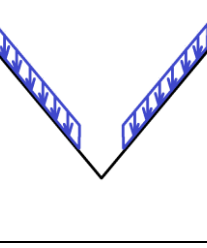
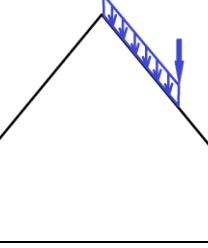
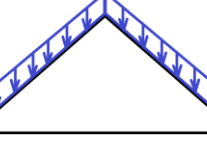
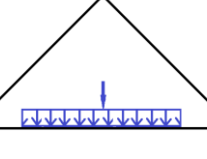
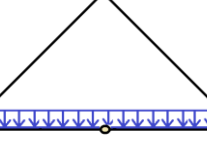
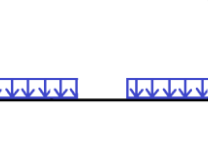
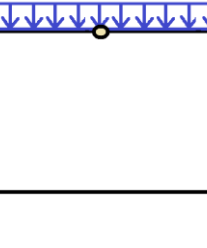
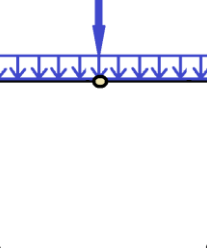

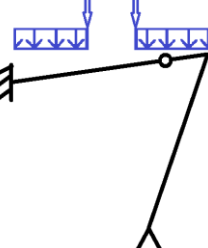
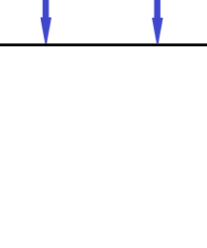
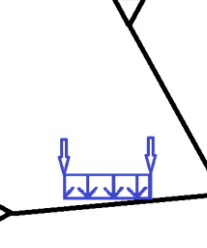
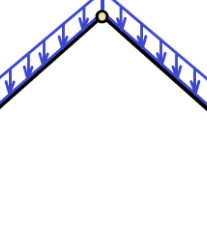
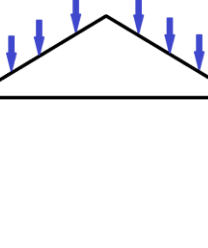
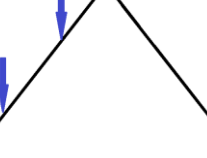
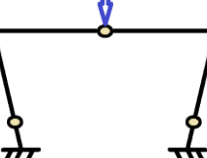
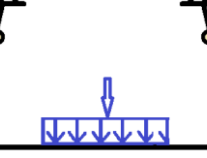


MECHANIKA BUDOWLI 2 SEM.II Architektura
Temat 5: Ramy statycznie niewyznaczalne

<p>Zad. 1</p> 	<p>Zad. 2</p> 	<p>Zad. 3</p> 	<p>Zad. 4</p> 
<p>Zad. 5</p> 	<p>Zad. 6</p> 	<p>Zad. 7</p> 	<p>Zad. 8</p> 
<p>Zad. 9</p> 	<p>Zad. 10</p> 	<p>Zad. 11</p> 	<p>Zad. 12</p> 
<p>Zad. 13</p> 	<p>Zad. 14</p> 	<p>Zad. 15</p> 	<p>Zad. 16</p> 
<p>Zad. 17</p> 	<p>Zad. 18</p> 	<p>Zad. 19</p> 	<p>Zad. 20</p> 
<p>Zad. 21</p> 	<p>Zad. 22</p> 	<p>Zad. 23</p> 	<p>Zad. 24</p> 