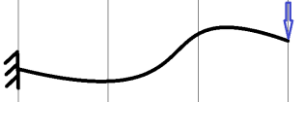
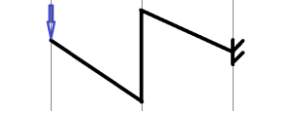
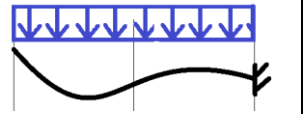
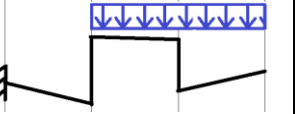
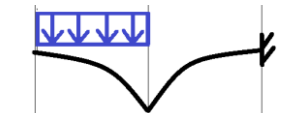
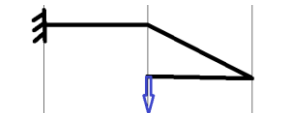
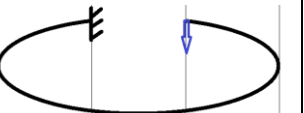

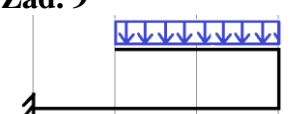
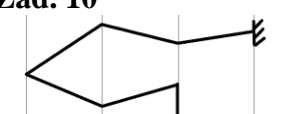
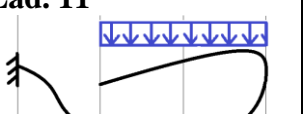
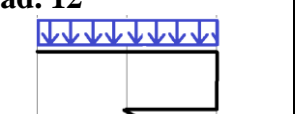
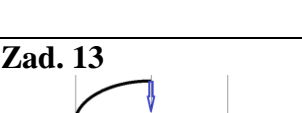
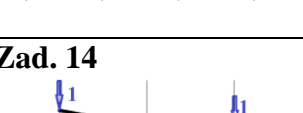


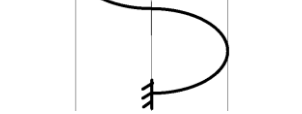



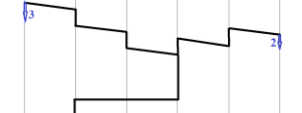
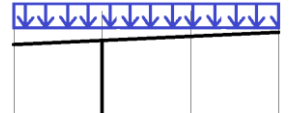
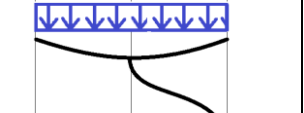
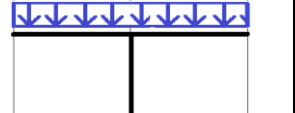

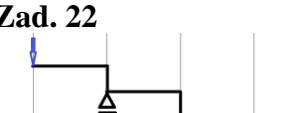

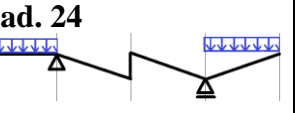
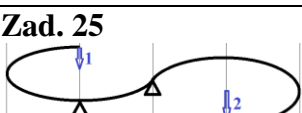
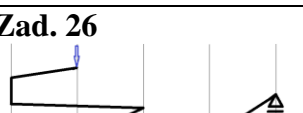
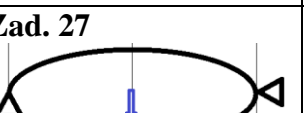

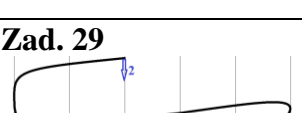
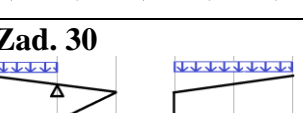
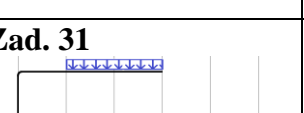
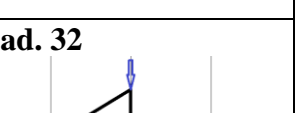
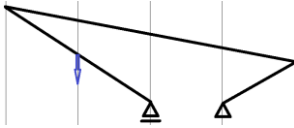


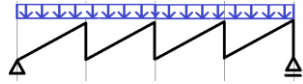
MECHANIKA BUDOWLI 2 SEM.II Architektura  
**Temat 1: Krzywe belki statycznie wyznaczalne**

Zad. 1 	Zad. 2 	Zad. 3 	Zad. 4 
Zad. 5 	Zad. 6 	Zad. 7 	Zad. 8 
Zad. 9 	Zad. 10 	Zad. 11 	Zad. 12 
Zad. 13 	Zad. 14 	Zad. 15 	Zad. 16 
Zad. 17 	Zad. 18 	Zad. 19 	Zad. 20 
Zad. 21 	Zad. 22 	Zad. 23 	Zad. 24 
Zad. 25 	Zad. 26 	Zad. 27 	Zad. 28 
Zad. 29 	Zad. 30 	Zad. 31 	Zad. 32 
Zad. 33 	Zad. 34 	Zad. 35 	Zad. 36 

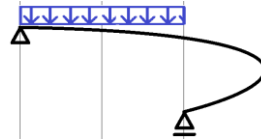
**Zad. 37**



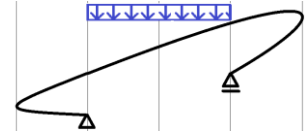
**Zad. 38**



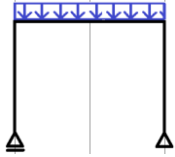
**Zad. 39**



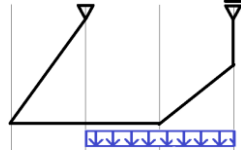
**Zad. 40**



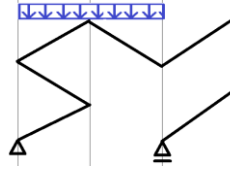
**Zad. 41**



**Zad. 42**



**Zad. 43**



**Zad. 44**

