









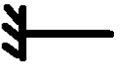
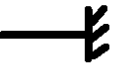






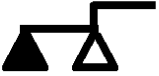
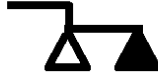

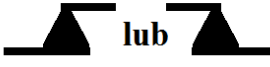

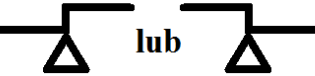


Schemat schodkowy (ss)

belka	stojak 	stojak 	stojak 	stojak 	stojak 	stojak 
ss						

belka	huśtawka oparta z lewej 	huśtawka oparta z prawej 	łącznik 	przegub 	podpora zewnętrzna 	
ss				 lub 	 lub 